



**ODISHA ELECTRICITY REGULATORY COMMISSION**

**Balance Sheet as on 31<sup>st</sup> March of the year 2018**

		(Amount-Rs.)	
CORPUS/CAPITAL FUND AND LIABILITIES	Schedule	Current Year	Previous Year
CORPUS/CAPITAL FUND	1	27,64,42,149.15	26,03,60,332.01
RESERVES AND SURPLUS	2	-	-
EARMARKED/ ENDOWMENT FUNDS	3	-	-
SECURED LOANS AND BORROWINGS	4	8.00	8.00
UNSECURED LOANS AND BORROWINGS	5	-	-
DEFERRED CREDIT LIABILITIES	6	-	-
CURRENT LIABILITIES AND PROVISIONS	7	6,86,93,131.46	4,59,00,527.86
<b>TOTAL</b>		<b>34,51,35,288.61</b>	<b>30,62,60,867.87</b>
<b>ASSETS</b>			
FIXED ASSETS			
INVESTMENTS- FROM EARMARKED/ ENDOWMENT FUNDS	8	45,81,070.22	41,14,578.60
INVESTMENTS- OTHERS	9	-	-
CURRENT ASSETS, LOANS, ADVANCES ETC.	10	-	-
MISCELLANEOUS EXPENDITURE (to the extent not written off or adjusted)	11	34,05,54,218.39	30,21,46,289.27
<b>TOTAL</b>		<b>34,51,35,288.61</b>	<b>30,62,60,867.87</b>
SIGNIFICANT ACCOUNTING POLICIES	24		
CONTINGENT LIABILITIES AND NOTES ON ACCOUNTS	25		

  
**Secretary**

Odisha Electricity Regulatory Commission  
Plot No.- 04, Chunokoli, Bhubaneswar-21


  
**Accounts Officer (D.D.O.)**  
Odisha Electricity Regulatory Commission  
Bhubaneswar- 21

etc


**ODISHA ELECTRICITY REGULATORY COMMISSION**

**Income & Expenditure Account for the year ended 31st'March 2018**

		(Amount-Rs.)	
INCOME	Schedule	Current Year	Previous Year
Income from Sales/ Services	12	-	-
Grants/ Subsidies	13	-	-
Fees/ Subscriptions	14	9,50,36,800.00	9,81,19,700.00
Income from investments (Income on invest. From earmarked/ endow. Funds transferrd to Funds)	15	-	-
Income from Royalty, Publication etc.	16	-	-
Interest Earned	17	1,98,41,869.00	2,24,25,280.48
Other Income	18	2,46,147.00	1,94,489.00
Increase/ (decrease) in stock of Finished goods and work-in-progress	19	-	-
<b>TOTAL (A)</b>		<b>11,51,24,816.00</b>	<b>12,07,39,469.48</b>
<b>EXPENDITURE</b>			
Establishment Expenses	20	9,23,26,799.48	7,31,24,094.00
Other Administrative Expenses etc.	21	57,23,416.00	54,86,475.40
Expenditure on Grants, Subsidies etc.	22	-	-
Interest	23	-	-
Depreciation (Net Total at the year end - corresponding to Schedule 8)		9,92,783.38	13,30,535.75
<b>TOTAL (B)</b>		<b>9,90,42,998.86</b>	<b>7,99,41,105.15</b>
<b>Balance being excess of Income over Expenditure (A-B)</b>		<b>1,60,81,817.14</b>	<b>4,07,98,364.33</b>
Transfer to Special Reserve (Specify each)			
Transfer to / from General Reserve			
<b>BALANCE BEING SURPLUS/ (DEFICIT) CARRIED TO CORPUS/ CAPITAL FUND</b>		<b>1,60,81,817.14</b>	<b>4,07,98,364.33</b>
SIGNIFICANT ACCOUNTING POLICIES	24		
CONTINGENT LIABILITIES AND NOTES ON ACCOUNTS	25		

  
Secretary

Odisha Electricity Regulatory Commission  
Plot No.- 04, Chunokoli, Bhubaneswar-21

  
Accounts Officer (D.D.O.)  
Odisha Electricity Regulatory Commission  
Bhubaneswar- 21

**ODISHA ELECTRICITY REGULATORY COMMISSION**

RECEIPTS AND PAYMENTS FOR THE PERIOD/YEAR ENDED 31-03-2018

RECEIPTS	RECEIPTS		PAYMENTS	PAYMENTS	
	Current Year	Previour Year		Current Year	Previour Year
<b>I. Opening Balance</b>			<b>I. Expenses</b>		
a) Cash in Hand	6,786.00	6,786.00	a) Establishment Expenses (corresponding to Schedule 20)	5,75,84,311.00	5,39,55,222.00
b) Bank Balances			b) Administrative Expenses (corresponding to Schedule 21)	1,74,11,005.15	2,01,04,556.40
i) In current accounts	15,79,235.40	5,58,46,001.40			
ii) In deposit accounts	16,98,82,797.00	13,96,51,878.00	<b>II. Payments made against funds for various projects</b>		
iii) Flexi accounts	7,78,45,362.41	3,52,68,222.12	(Name of the fund or project should be shown along with particulars of payments made for each project)		
<b>II. Grants Received</b>			<b>III. Investments &amp; Deposits made</b>		
a) From Government of India			a) Out of Earmarked/Endowmwnnt funds	-	-
b) From State Government	-	5,37,361.00	b) Out of Own Funds (Investment-others)	-	-
c) From other sources (details) (Grants for Capital & Revenue exp. to be shown separately)	-	-	<b>IV. Expenditure on Fixed Assets &amp; Capital Work-in-Progress</b>		
<b>III. Income on Investments from</b>			a) Purchase of Fixed Assets	11,95,964.00	23,34,741.00
a) Earmarked/Endow. Funds	-	-	b) Expenditure on Capital Work-in-Progress	-	2,15,88,430.00
b) Own funds ( Oth. Investment)	-	-	<b>V. Refund of surplus money/Loans</b>		
<b>IV. Interest Received</b>			a) To the Government of India		
a) On Bank Deposits	1,73,93,706.00	1,79,05,048.69	b) To the State Government		
b) Loans, Advances etc.			c) To other providers of funds		
<b>V. Other Income (Specify)</b>			<b>VI. Finance Charges (Interest)</b>		
License Fees	9,03,00,000.00	9,03,00,000.00	<b>VII. Other Payments (Specify)</b>		
Application/Processing Fees	47,36,800.00	78,19,700.00	EMD Paid	-	10,11,000.00
Miscellaneous Income	63,289.00	-	Deposits	80,529.00	3,250.00
<b>VI. Amount Borrowed</b>			Advance to Employees	13,25,000.00	23,46,356.00
<b>VII. Any other receipts (give details)</b>			TDS	22,978.00	-
EMD deposit from parties	20,000.00	-	Refund of Tender Fees	19,60,000.00	-
Security Deposit Receipt	39,641.00	38,842.00	<b>VIII. Closing Balances</b>		
EMD & Security Deposits-OERC Land & Caution Money	-	1,94,920.00	a) Cash in Hand	6,786.00	6,786.00
Interest accrued on caution money	-	30,606.00	b) Bank Balances		
Refund of Income tax	-	4,156.00	i) In current accounts	15,07,246.40	15,79,235.40
Miscellaneous Receipt	-	15,778.00	ii) In deposit accounts	27,55,00,000.00	16,98,82,797.00
Tender Fees received	45,00,000.00	30,38,437.00	iii) Flexi accounts	97,73,797.26	7,78,45,362.41
<b>Total</b>	<b>36,63,67,616.81</b>	<b>35,06,57,736.21</b>	<b>Total</b>	<b>36,63,67,616.81</b>	<b>35,06,57,736.21</b>

**Secretary**

Odisha Electricity Regulatory Commission  
Plot No.- 04, Chunokoli, Bhubaneswar-21

**Accounts Officer (D.D.Ø.)**

Odisha Electricity Regulatory Commission  
Bhubaneswar- 21